



Reading Assist

2023 Summer Tutoring Report

August 2023

readingassist.org



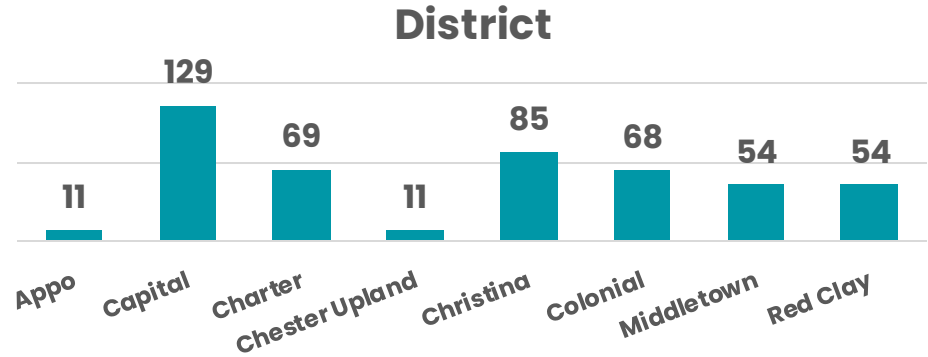
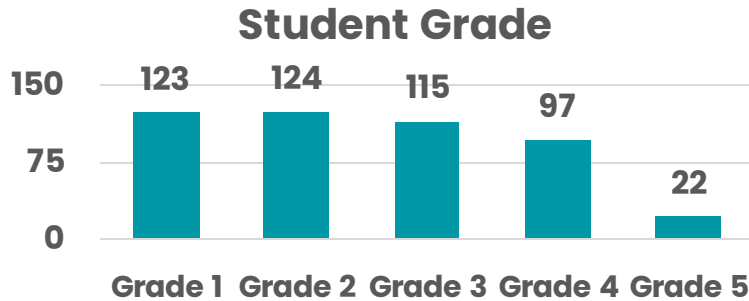
Reading Assist



Summer 2023 Student Numbers


95 Reading Assist Tutors had **635 students** scheduled from **17 schools** in **7 districts across Delaware and Pennsylvania, including 5 charter schools**, during Summer 2023.

481 students were tested at either the program’s beginning, its end, or both. Data in this report represent this group of students.





Reading Assist



Summer 2023 – Partners

95 Reading Assist Tutors had **635 students** scheduled from **17 schools** in **7 districts across Delaware and Pennsylvania, including 5 charter schools**, during Summer 2023.

District	School	District	School
Appo	Cedar Lane Elementary	Christina	Bancroft
Capital	Booker T. Washington	Christina	Oberle
Capital	South Dover	Christina	Stubbs
Charter	Charter School of New Castle	Colonial	New Castle Elementary
Charter	Sussex Montessori	Colonial	Carrie Downie
Charter	Thomas Edison Elementary	Middletown	Harlan Elementary
Charter	La Academia	Middletown	Maple Lane Elementary
Chester	STEM Academy	Red Clay	Shortlidge
Upland		Red Clay	Baltz Elementary (Red Clay)



Reading Assist



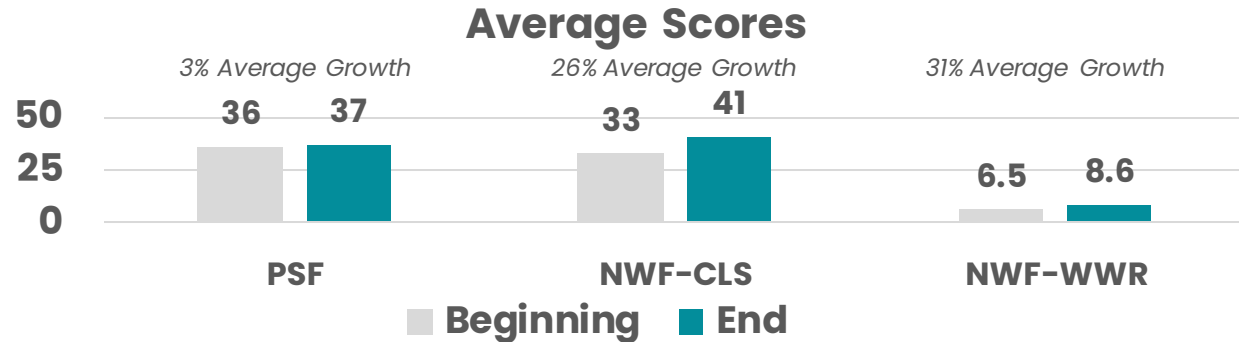
Student Reading Growth

87% of students tested at both beginning and end grew in at least one measure.

As a whole, students grew in **three out of three early and intermediate reading skills.**

Students were assessed in three Acadience measures:

1. Phoneme Segmentation Fluency (PSF)
2. Nonsense Word Fluency - Correct Letter Sounds (NWF-CLS)
3. Nonsense Word Fluency - Whole Words Read (NWF-WWR)



**Scores represent averages of students who were tested at both time points.*



Reading Assist

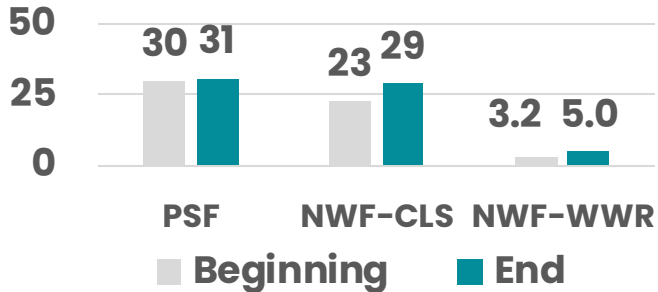
Student Reading Growth Compared to Last Summer

Summer 2022

537 students (77 tutors)

87% of students made growth

Average Scores



% Growth

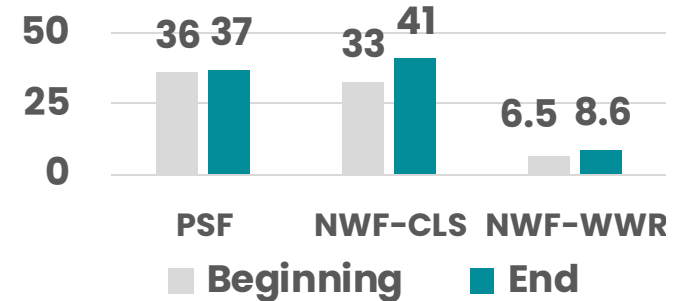
	2022	2023
PSF	3%	3%
NWF-CLS	26%	26%
NWF-WWR	56%	31%

Summer 2023

635 students (95 tutors)

87% of students made growth

Average Scores

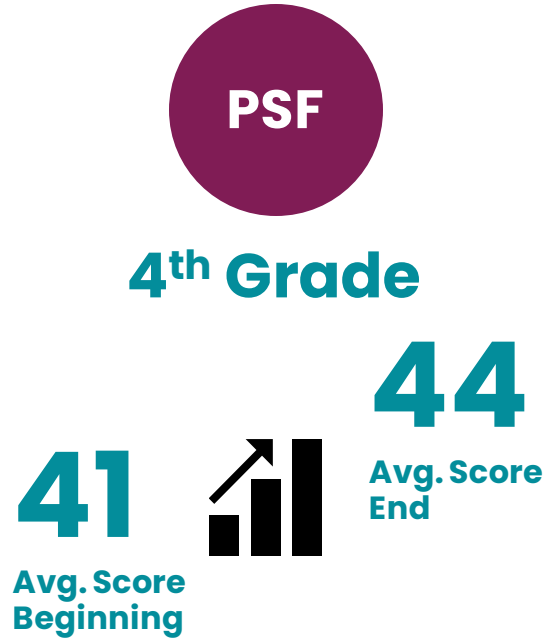


Scores represent averages of students who were tested at both time points.



Student Reading Growth by Grade

Highlights



On average, 4th-grade students reached the final PSF benchmark score of 40.

**Scores represent averages of students who were tested at both time points.*

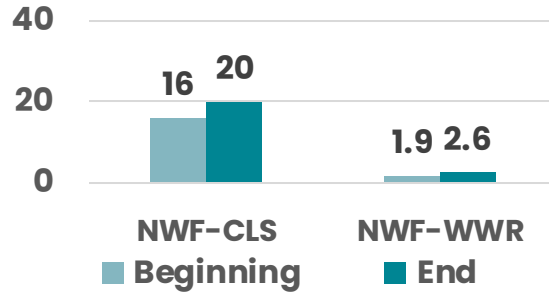


Student Reading Growth by Grade

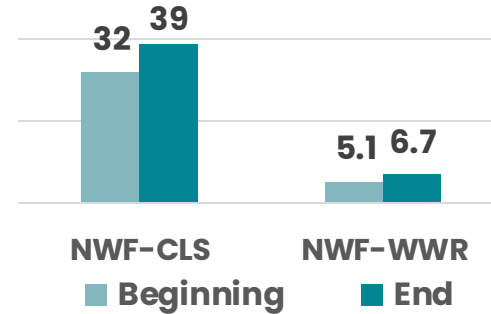
Highlights

NWF

1st Grade



2nd Grade



**Scores represent averages of students who were tested at both time points.*



Reading Assist School Feedback

12 school personnel responded to a feedback survey about Reading Assist's Summer Tutoring.

NPS

On a scale from 1-10, how likely are you to recommend Reading Assist?

100% rated this question a 9 or a 10

*“ It is such a **pleasure to collaborate with Reading Assist** and to see it **evolve and grow for the children.** ”*

*“ Reading Assist provides **quality 1-on-1 instruction.** This instruction helps to **close the reading gaps** that many of our students face. ”*