



Reading Assist

2022 Summer Tutoring Report

August 2022

readingassist.org



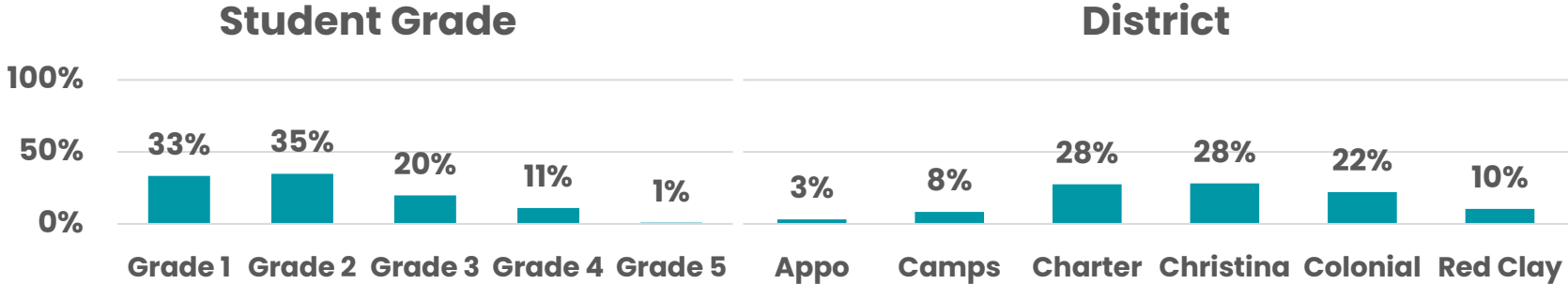
Reading Assist



Summer 2022 Student Numbers

77 Reading Assist Tutors worked with 537 students from 20 schools in four districts, including 4 charter schools and 4 camps, during summer 2022.

344 students were tested at either the program’s beginning, its end, or both. Data in this report represent this group of students.





Reading Assist



Summer 2022 – Partners

77 Reading Assist Tutors worked with **537 students** from **20 schools** in **four districts, including 4 charter schools and 4 camps**, during summer 2022.

District	School	District	School
Appo	Cedar Lane Elementary	Charter	Thomas Edison Elementary
Camp	Camp Freedom - Urban Promise School	Christina	Bancroft
Camp	Camp Hope - Mt. Joy Church	Christina	Bayard
Camp	Camp Promise - Be Ready Church	Christina	Oberle
Camp	Camp Victory - Ezion Mt. Carmel Church	Christina	Smith
Charter	Academy of Dover	Christina	Stubbs
Charter	Charter School of New Castle	Colonial	Carrie Downie
Charter	Sussex Montessori	Colonial	Eisenberg
		Colonial	Southern
		Colonial	William Penn
		Red Clay	Baltz Elementary
		Red Clay	Warner Elementary



Reading Assist



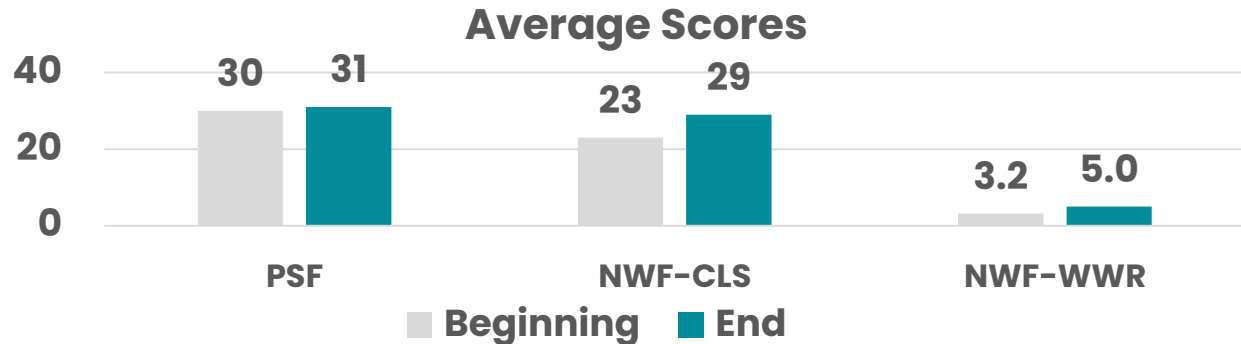
Students were assessed in three Acadience measures:

1. Phoneme Segmentation Fluency (PSF)
2. Nonsense Word Fluency - Correct Letter Sounds (NWF-CLS)
3. Nonsense Word Fluency - Whole Words Read (NWF-WWR)

Student Reading Growth

87% of students tested at both beginning and end grew in at least one measure.

As a whole, students grew in **three out of three early and intermediate reading skills**.



**Scores represent averages of students who were tested at both time points.*



Reading Assist

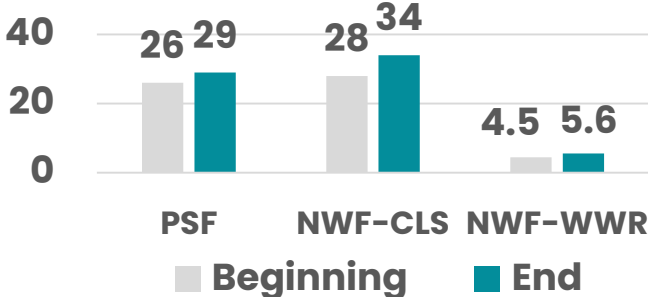
Student Reading Growth Compared to Last Summer

Summer 2021

483 students (73 tutors)

86% of students made growth

Average Scores



% Growth

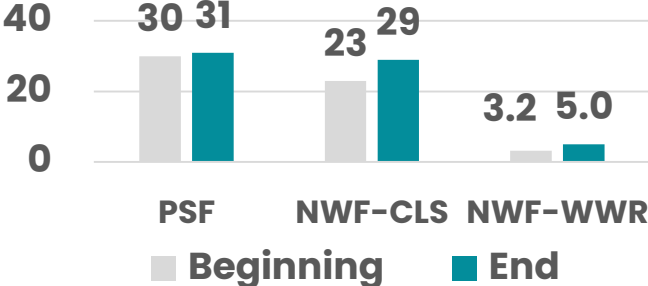
	2021	2022
PSF	12%	3%
NWF-CLS	21%	26%
NWF-WWR	24%	56%

Summer 2022

537 students (77 tutors)

87% of students made growth

Average Scores



*Scores represent averages of students who were tested at both time points.



Reading Assist

Student Reading Growth by Grade

Highlights



3rd Grade



4th Grade

35

Avg. Score Beginning



37

Avg. Score End

36

Avg. Score Beginning



42

Avg. Score End

On average, 4th-grade students reached the final PSF benchmark score of 40.

*Scores represent averages of students who were tested at both time points.



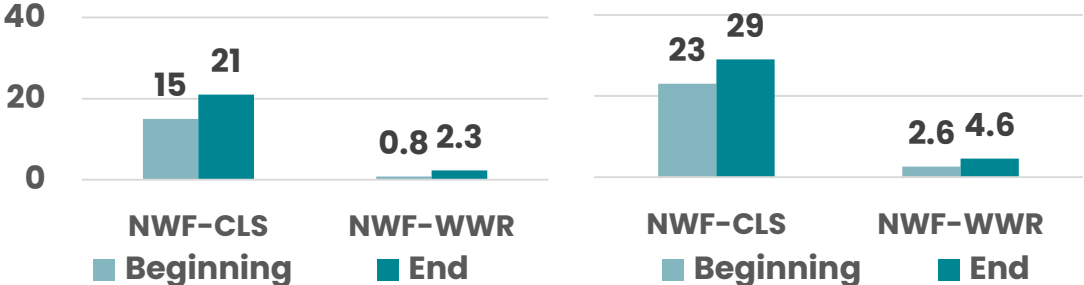
Student Reading Growth by Grade

Highlights

NWF

1st Grade

2nd Grade



**Scores represent averages of students who were tested at both time points.*



Reading Assist School Feedback

14 school personnel responded to a feedback survey about Reading Assist’s Summer Tutoring.

On a scale from 1-10, how likely are you to recommend Reading Assist?

100% rated this question a 7+

71% rated this question a 9 or a 10

“
*The tutors are great and the kids love them! They take their time to teach kids and **help them understand and grow in their reading skills.***

”
“
*Tutors are great at pulling the students and **working on the skills to support individual student needs.** There is nothing like a **one-to-one setting to truly identify strengths and weaknesses.***

”