

# Phonological Awareness Pictures



## PACK INCLUDES:

- One and Two Syllable Words, Multisyllable Words and Initial Consonant Words.

## PREPARATION AND MATERIALS:

- Print the Phonological Awareness Picture cards.
- Laminate (optional) and cut out cards.

## WAYS TO PLAY

Only work with one set of cards at a time:

- **For all sets:** Players can sort the pictures into groups based on the number of syllables, or the initial sound.
- **One, two, and multisyllable words:** An adult says a word and players find the picture. Alternatively, the adult specifies a number, and players find words with that

number of syllables. Players always say the words as they find the cards.

- **Initial Consonant:** Choose one of the three sets of cards. An adult says a sound and players pick out the pictures which start with that sound.

**One and Two Syllable Picture Cards:** Doll, sled, bird, crab, map, peach, puzzle, rocket, table, zipper, candle, jelly

**Multiple-Syllable Picture Cards:** Butterfly, dinosaur, octopus, alligator, elephant, caterpillar, Hippopotamus, rhinoceros, harmonica, submarine, helicopter, umbrella

**Initial Consonant Picture Cards:** desk, dinosaur, dog, doll, fish, five, foot, fox, hand, helmet, hive, house, lamp, leaf, log, lake, nest, nurse, nail, knife, page, peach, porch, puzzle sock, saw, sink, six, table, taxi, tea, tooth, goat, gum, garbage, gate

Reading Assist helps children with reading challenges reach success through **high-impact tutoring** and **educator training**.

(302) 425-4080 • [readingassist.org](https://readingassist.org)

Scan to  
learn more





Phonological Awareness Pictures



Phonological Awareness Pictures



Phonological Awareness Pictures




Phonological Awareness Pictures




Phonological Awareness Pictures



Phonological Awareness Pictures




Phonological Awareness Pictures



Phonological Awareness Pictures



Phonological Awareness Pictures



Phonological Awareness Pictures




Phonological Awareness Pictures



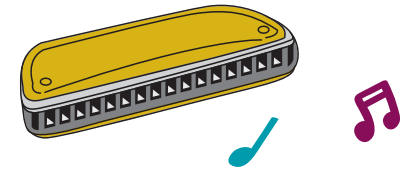
Phonological Awareness Pictures



Phonological Awareness Pictures



Phonological Awareness Pictures




Phonological Awareness Pictures



Phonological Awareness Pictures




Phonological Awareness Pictures



Phonological Awareness Pictures




Phonological Awareness Pictures




Phonological Awareness Pictures



Phonological Awareness Pictures



Phonological Awareness Pictures




Phonological Awareness Pictures



Phonological Awareness Pictures



Phonological Awareness Pictures



Phonological Awareness Pictures



Phonological Awareness Pictures



Phonological Awareness Pictures

5

Phonological Awareness Pictures




Phonological Awareness Pictures



Phonological Awareness Pictures



Phonological Awareness Pictures



Phonological Awareness Pictures



Phonological Awareness Pictures




Phonological Awareness Pictures



Phonological Awareness Pictures



Phonological Awareness Pictures



Phonological Awareness Pictures



Phonological Awareness Pictures




Phonological Awareness Pictures



Phonological Awareness Pictures



Phonological Awareness Pictures



Phonological Awareness Pictures



Phonological Awareness Pictures




Phonological Awareness Pictures



Phonological Awareness Pictures



Phonological Awareness Pictures




Phonological Awareness Pictures




Phonological Awareness Pictures



Phonological Awareness Pictures



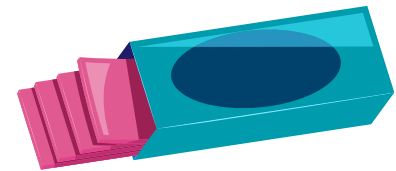
Phonological Awareness Pictures



Phonological Awareness Pictures




Phonological Awareness Pictures



Phonological Awareness Pictures



Phonological Awareness Pictures



Phonological Awareness Pictures




Phonological Awareness Pictures



Phonological Awareness Pictures



Phonological Awareness Pictures



Phonological Awareness Pictures